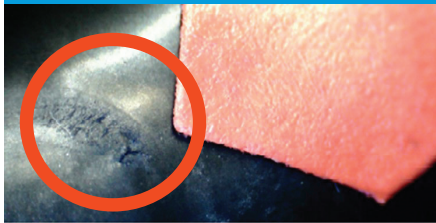
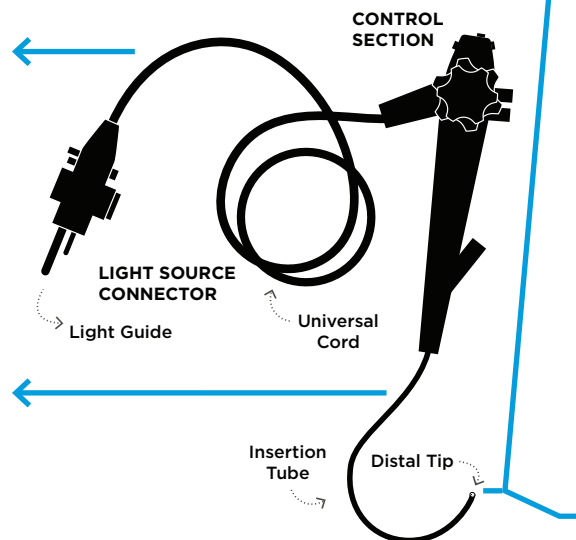



# Visual Inspection of an ENDOSCOPE


**SURFACE SCRATCH ON  
UNIVERSAL CORD**



**BUCKLED INSERTION TUBE**



**DISTAL TIP DAMAGE**



**BENDING SECTION DAMAGE**



**CRACKED LIGHT GUIDE LENS**



External damage to an endoscope may occur at any point during use, reprocessing, storage, or transport. Therefore, a proactive approach helps identify damage and reduces the potential risk of a safety event. Visual inspection should complement the cleaning process to ensure there is no damage to the endoscope to promote safe reprocessing of this reusable device.

*This resource has been made possible by an educational grant provided by the Olympus Corporation of the Americas.*

**ANATOMY OF DISTAL TIP**

