



Control Solutions
Vaccine Temperature Monitoring Cloud

Introduction to VTMC

CONTROL SOLUTIONS

VACCINE TEMPERATURE MONITORING CLOUD (VTMC)

JUNE 2022

What is VTMC?

- The Vaccine Temperature Monitoring Cloud (VTMC) is an online database that tracks vaccine temperature data.
- It quickly provides temperature data to staff and ensure proper storage of vaccines.
- VTMC allows you to automatically upload vaccine temperature data online without manually entering in ICARE.
- Vaccine temperatures are also readily accessible prior to vaccine orders.

How does VTMC work?

- There are **two** components to VTMC:
 - VTMC Dashboard (Online Cloud)
 - VTMC Software
- The VTMC Software downloads vaccine temperature data from the data loggers.
- The VTMC Software automatically uploads the downloaded vaccine temperature data to the Cloud.
- The VTMC Dashboard confirms if the uploaded vaccine temperature data has made it to the Cloud.

VTMC Dashboard

- Visit vtmc.ameri-pharma.com/dashboard to access your VTMC user account.
 - If you do not have a VTMC user account, reach out to ethan.yau@cityofchicago.org to obtain an enrollment form.
 - Complete the enrollment form and return it to have your VTMC user accounts created.
 - If you are having issues with logging into your account, you can reset your password.

Control Solutions
Vaccine Temperature Monitoring Cloud
888-311-0636


Login

EMAIL ADDRESS

PASSWORD

[Forgot your password?](#) [Reset Password](#)







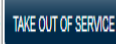







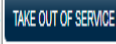

- On the VTMC Dashboard, you can check if your vaccine temperature data is uploaded into the Cloud under “Last Upload”.
 - Last upload status goes by the start and end date of temperature file, **NOT** when the file is uploaded



Zone	Type	Alert Status	Time Outside Limits	Last Upload	Inspections
C01346FZ	Freezer	No Open User Alerts	Unknown	No recent data	Unknown
C01346RG	Refrigerator	No Open User Alerts	Unknown	No recent data	Unknown



VTMC Dashboard

- On the VTMC Dashboard, you will need to check the serial numbers for your data loggers.
 - Click on the magnifying glasses on the left-hand side of the screen.
 - “Sensor Info” is the serial numbers of your data loggers.
 - Confirm that your serial numbers are still accurate. Serial numbers in dashboard must match with the serial numbers on the vaccine temperature logs.
 - **If they do not match, vaccine temperature data will NOT go into the cloud.**
 - If at any point the serial numbers for your data loggers change, please email chicagovfc@cityofchicago.org to update your serial numbers.
 - Backup loggers replaced primary loggers, loggers sent for recalibration, purchased new data loggers

Zone	Type	Alert Status	Time Outside Limits	Last Upload	Inspections
 C01177FZ	Freezer	  No Open User Alerts	L: 45m - H: none		 26 (-29)
Zone	Sensor Info				
	Configured Alerts	FTEMP Simple Out of Range			
	Actions	 			
 C01177RG	Refrigerator	  No Open User Alerts	L: none - H: 3h 0m		 0
Zone	Sensor Info				
	Configured Alerts	FTEMP Simple Out of Range			
	Actions	 			

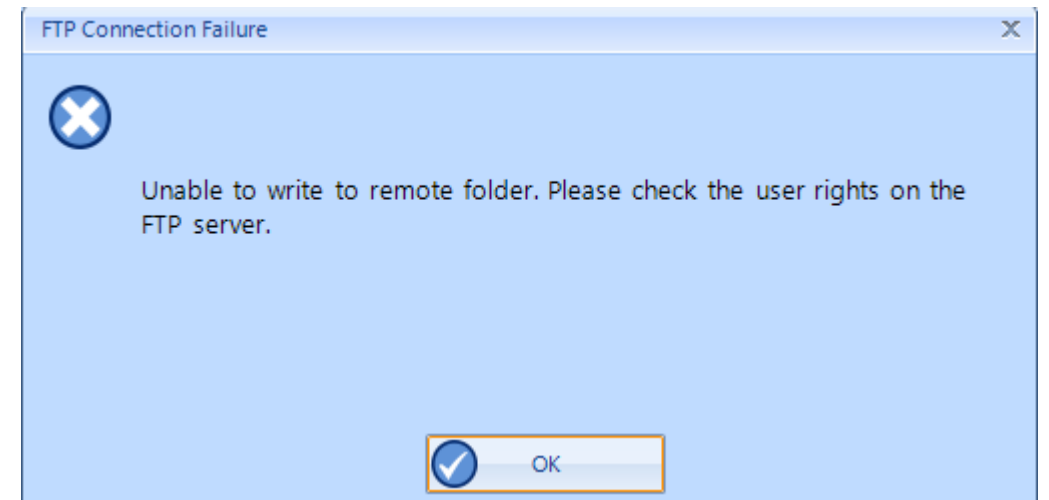
VTMC Dashboard

- Vaccine temperature data should be uploaded into the cloud every **2 weeks**.
 - Last upload within 2 weeks of current date will be GREEN
 - Last upload a day prior to more than 2 weeks will be YELLOW
 - Last upload more than 2 weeks of current date will be RED
- Vaccine temperature data should be uploaded into the cloud every **2 weeks**.
 - Last upload within 2 weeks of current date will be GREEN
 - Last upload a day prior to more than 2 weeks will be YELLOW
 - Last upload more than 2 weeks of current date will be RED

Last Upload	
	[REDACTED]
<hr/>	
<hr/>	
<hr/>	
<hr/>	
<hr/>	
	[REDACTED]
<hr/>	
<hr/>	
<hr/>	
<hr/>	
<hr/>	

VTMC Software

- Please have version 2.9 of the VTMC software downloaded.
 - Instructions to VTMC software installation in “Downloading Software ver. 2.9” PDF
- Once version 2.9 of the VTMC software is downloaded, check setup and test connection.
 - Instructions to VTMC setup and test connection in “Downloading Software ver. 2.9” PDF
- If there is an error message displayed when testing FTP connection, please reach out to chicagovfc@cityofchicago.org.
 - This error message indicates there is firewall blockage that is preventing data from being transmitted into the FTP server.
 - Please have your IT department open the ports specified in the “FTP Information – VTMC” word document.
- Once FTP connection is established, complete setup instructions in “Downloading Software ver. 2.9” PDF



VTMC Software

- Once setup is complete, you are ready to upload files to the cloud.
 - If you are downloading data from your data logger, your temperature file should automatically be displayed on the software.
 - If you are manually uploading your vaccine temperature file:
 - Click “File” (at the top) > “Open” > Select vaccine temperature file

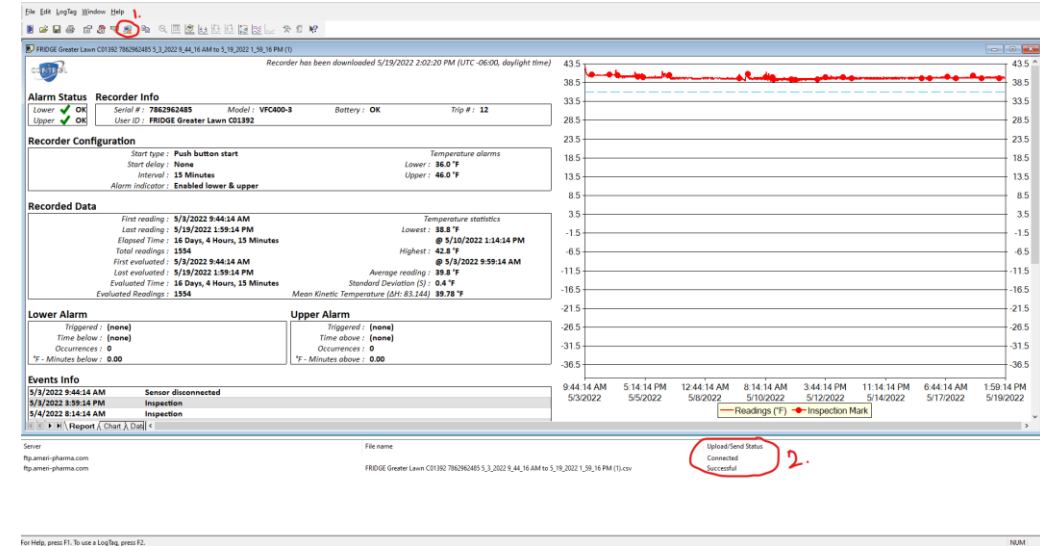
- To upload your data report, click on the “upload” icon at the top of the software (8th icon from the left)



- The queue at the bottom of the screen will indicate if there is an FTP connection and if uploading the file was successful.

- Check to see if your last upload status is updated on the VTMC dashboard.

- This is to see if the vaccine temperature data went into the cloud.
- Vaccine temperature data should upload instantly. If not updated, please refresh the page.
- If status is still not updated, contact chicagovfc@cityofchicago.org.



VTMC Software FAQ

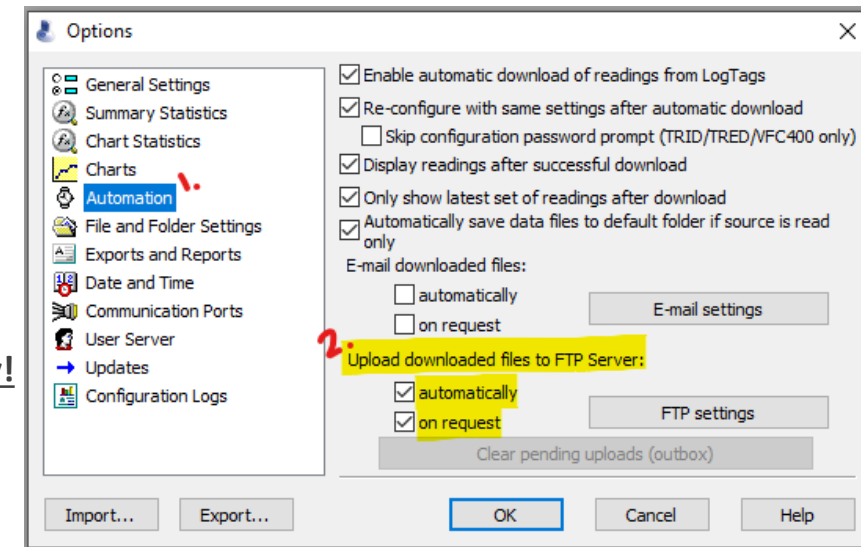
- “How do I download data from my data logger?”

- Open the Control Solutions VTMC 3 Software.
- Insert logger into cradle
 - Data is automatically downloaded and saved.
 - Click OK when recorder has been reconfigured.



- “Why is my data not automatically uploading to the Cloud when I download my vaccine temperature data?”

- Under the Edit Tab (top of screen), click Options, then Automation.
- Make sure under the FTP section that both checkboxes: “Automatically” and “On Request” are **CHECKED**.
- **This will allow vaccine temperature data to be uploaded manually AND automatically!**

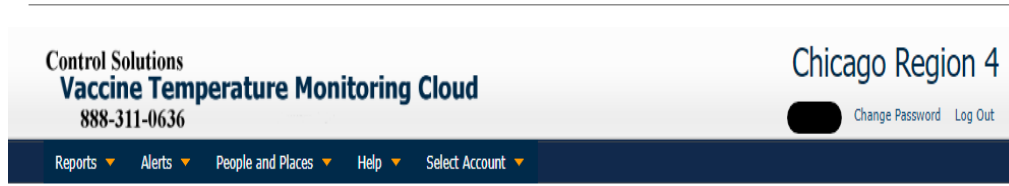


VTMC Software FAQ

- “Upload icon is grayed out and I can not click on it.”
 - Under the Edit Tab (top of screen), click Options, then Automation.
 - Make sure under the FTP section that both checkboxes: “Automatically” and “On Request” are **CHECKED.**
 - **This will allow vaccine temperature data to be uploaded manually AND automatically!**
- “What happens if the queue shows unable to connect?”
 - This error message indicates there is firewall blockage that is preventing data from being transmitted into the FTP server.
 - Please have your IT department open the ports specified in the “FTP Information – VTMC” word document.
- “How do I reconfigure my data loggers?”
 - Instructions to reconfigure data logger in “LogTag Settings CS VTMC 3” PDF.



RECAP: VTMC DASHBOARD VS. VTMC SOFTWARE



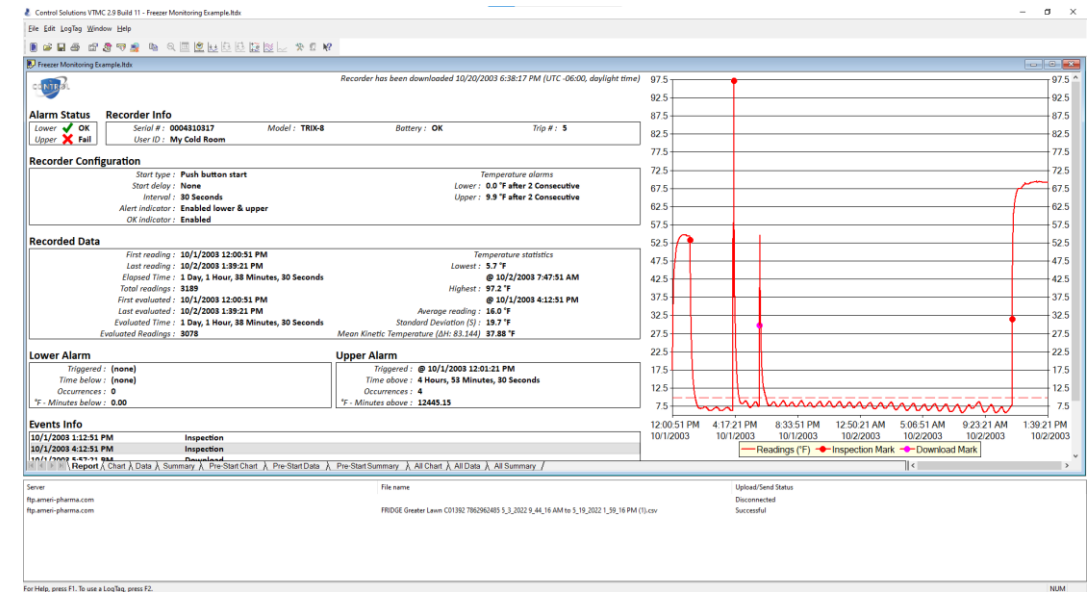
Chicago Region 4 » Dashboard



Zone	Type	Alert Status	Time Outside Limits	Last Upload	Inspections
C00845FZ	Freezer	No Open User Alerts	Unknown	No recent data	Unknown
C00845RG	Refrigerator	No Open User Alerts	Unknown	No recent data	Unknown

VTMC DASHBOARD

- Check to see if vaccine temperature data has made it to the cloud from the software.
- Historical records of vaccine temperature data.
- Check serial numbers of data loggers.



VTMC SOFTWARE

- Download and upload vaccine temperature data.
- Reconfigure data loggers.

Any specific questions or need further
assistance?

Please contact chicagovfc@cityofchicago.org