



COVID-19 Vaccine Planning Healthcare Situational Call

2020.11.20



Presenters

Candice Robinson, MD, MPH
Medical Director, Immunizations

Elisabeth Weber, MA, RN, NHDP-BC
Projects Administrator, Hospital Preparedness Program

Chicago Department of Public Health



Agenda

- COVID-19 Vaccine timeline
 - #ProtectChicago
- Follow-up of topics discussed during 11/06/2020 call
 - Healthcare personnel survey
 - Ancillary kits
- Vaccine prioritization
- Provider enrollment
 - Updates to enrollment documentation
 - Enrollment for FQHCs
- Staff vaccination inquiry survey





Recent COVID-19 Vaccine Announcements

- Pfizer/BioNTech COVID-19 Vaccine
 - 11/20/20 announced vaccine efficacy of 95%
 - “PFIZER AND BIONTECH TO SUBMIT EMERGENCY USE AUTHORIZATION REQUEST **TODAY** TO THE U.S. FDA FOR COVID-19 VACCINE ”
- Moderna COVID-19 Vaccine
 - 11/16/2020 announced vaccine efficacy of 94.5%
 - “*Moderna intends to submit for an Emergency Use Authorization (EUA) with U.S. FDA in the coming weeks...*”

<https://www.pfizer.com/news/press-release/press-release-detail/pfizer-and-biontech-submit-emergency-use-authorization>

<https://investors.modernatx.com/news-releases/news-release-details/modernas-covid-19-vaccine-candidate-meets-its-primary-efficacy>

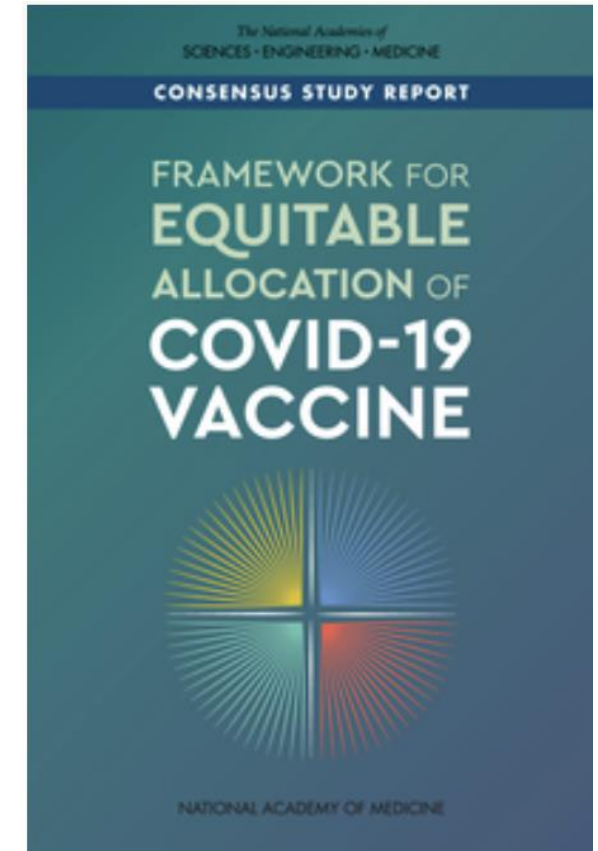


COVID-19 Vaccine

- **Vaccine Anticipated** to be available early to mid December 2020
- Initial vaccine **supply will be limited**
 - There will be a need to prioritize certain groups to receive vaccine during this time period

★ Vaccine Prioritization

- Current prioritization plans based on the National Academies **Framework for Equitable Allocation of COVID-19 Vaccine**
- High-risk healthcare workers (HCW) and first responders among the first populations recommended to receive the vaccine
 - Limited vaccine supply may require prioritization among HCWs
 - HCW who care for COVID-19 patients and perform procedures that put them at highest risk will be prioritized





Healthcare Personnel Survey

- Distributed to hospitals week of 11/02/2020
- Intent is to obtain the most accurate estimate of providers in each category
 - Does not have to be exact
 - Numbers will assist CDPH with planning
- Most hospitals have completed the survey
 - Thank you!
- Please complete survey if your facilities has not already



Ancillary Kits

- Two types of ancillary kits
 - Administration kits
 - Mixing kits
- Administration kits
 - Needles, syringes, alcohol pads, vaccination card
 - Limited PPE (surgical masks, face shields)
- Mixing kits
 - Needles and syringes for mixing
- Pfizer ancillary kits will contain both administration and mixing kits in 1 box



CDC COVID-19 Vaccination Program Provider Agreement

- Content revision to the Provider Agreement
- Item #4 under Agreement Requirements now reads:

“Organization must administer COVID-19 Vaccine regardless of the vaccine recipient’s ability to pay COVID-19 Vaccine administration fees or coverage status. Organization may seek appropriate reimbursement from a program or plan that covers COVID-19 Vaccine administration fees for the vaccine recipient. Organization may not seek any reimbursement, including through balance billing, from the vaccine recipient.”
- Facilities that have already enrolled do NOT need to resubmit the agreement



COVID-19 Provider Enrollment Update

- CDPH opened enrollment via REDCap on November 1st for acute care hospitals
- Effective November 20th, enrollment is open to Federally Qualified Healthcare Centers (FQHCs) via I-CARE (*Illinois* Comprehensive Automated Immunization Registry Exchange)
- Revised overview document and instructions on how to complete COVID-19 enrollment in I-CARE will be disseminated after this call



COVID-19 Provider Enrollment Update for Acute Care Hospitals

- Hospitals that have already enrolled sites in REDCap, do NOT need to complete the COVID-19 provider enrollment in I-CARE (CDPH will do this for you)
- Can continue to add additional sites via REDCap
- Checking weekly for new sites added
- Emails us at COVID19Vaccine@cityofchicago.org for notification

★ COVID-19 Provider Enrollment in I-CARE

Log into I-CARE. On the News/Announcements Home page, select the **Site** tab from the menu bar

The screenshot shows the I-CARE website interface. The top navigation bar is dark red with the I-CARE logo on the left. A search bar is located in the center, and a 'Patients' dropdown menu is on the right. Below this, a secondary navigation bar is dark grey with 'Home', 'Patients', 'Site', 'Reports', and 'Admin' tabs. The 'Site' tab is highlighted with a red box. To the right of this bar, it says 'IMMUNIZATION PROGRAM AT WSCDC'. The main content area has a white background with a grid pattern. On the left is the I-CARE logo. To the right is a 'Welcome to I-CARE' section with a paragraph of text and a green button that says 'New users start here >'. Below this is a secondary navigation bar with 'News/Announcements', 'Site Dashboard', 'Immunization Schedules', 'Immunization Links', and 'Contacts'. At the bottom, there is a 'Select View' section with three buttons: 'Active' (highlighted in red), 'Archive', and 'Admin'.

For COVID-19 Vaccine Provider Enrollment, choose the **COVID** tab

The screenshot shows a navigation bar with several tabs: 'Site', 'Vaccines', 'COVID', 'VFC', 'Temp Logs', 'VIS', and 'Employees'. The 'COVID' tab is highlighted with a red box.

★ COVID-19 Provider Enrollment in I-CARE

From this screen you have 2 options:

- **Option 1 - Upload PDF:** Upload the completed CDC COVID-19 Program Provider Agreement and it will populate the enrollment fields in I-CARE
- **Option 2 - Add COVID Enrollment:** Enter the enrollment form fields directly into I-CARE

The screenshot shows the I-CARE interface for COVID-19 provider enrollment. The navigation bar includes Site, Vaccines, COVID (selected), VFC, Temp Logs, VIS, Employees, Campaigns, Import (1,713), My Sites, and Registration. The 'Select View:' section shows 'COVID Enrollment' selected, with 'Add COVID Enrollment' and 'Upload PDF...' buttons highlighted with red boxes. Below, the 'Blank Enrollment Forms:' section lists two links: 'CDC COVID-19 Vaccination Program Provider Agreement (Blank)' and 'CDC Supplemental COVID-19 Vaccine Redistribution Agreement (Blank)'. A red arrow points to the first link.

You can also access the blank Provider Agreement on this page



COVID-19 Vaccine Redistribution

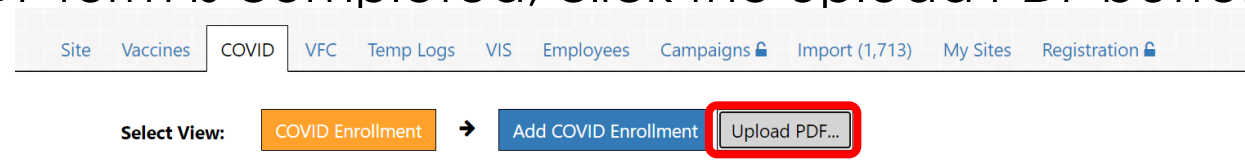
A quick note about the COVID-19 vaccine redistribution:

- Preferred method is always for vaccine to be shipped directly to the site where it will be stored and administered
- There may be circumstances where COVID-19 vaccine needs to be redistributed beyond the identified primary CDC ship-to sites
- Vaccination provider organizations/facilities, *may* be allowed to redistribute vaccine, if approved by CDPH and if validated cold-chain procedures are in place
- There must be a signed CDC COVID-19 Vaccine Redistribution Agreement for the facility/organization conducting redistribution
- Contact CDPH at COVID19vaccine@cityofchicago.org if this may apply to your organization/facility and if you are interested in completing the COVID-19 Vaccine Redistribution Agreement
- COVID-19 vaccine cannot be redistributed without approval from CDPH

★ COVID-19 Provider Enrollment in I-CARE

Option 1 – Upload PDF

- Access the blank CDC COVID-19 Vaccination Program Provider Agreement
- **You must complete the fillable form electronically for the data to transfer to I-CARE**
- Complete the entire form, including capturing all electronic signatures from the CMO, CEO and medical director/pharmacist/vaccine coordinator
 - We suggest completing the CDC form for all sites under your organization/healthcare system and sending as a batch to the CMO and CEO for electronic signature
- When the PDF form is completed, click the upload PDF button



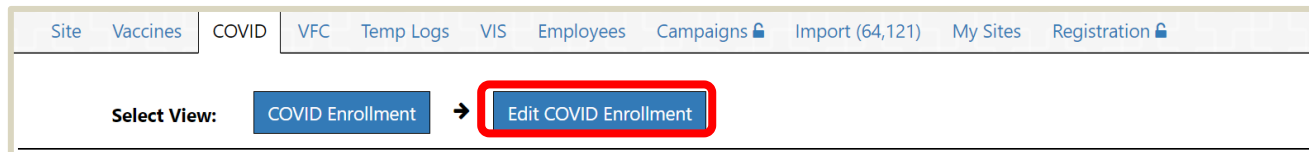
Blank Enrollment Forms:

- [CDC COVID-19 Vaccination Program Provider Agreement \(Blank\)](#)
- [CDC Supplemental COVID-19 Vaccine Redistribution Agreement \(Blank\)](#)

★ COVID-19 Provider Enrollment in I-CARE

Option 1 – Upload PDF

- The PDF will automatically populate the enrollment form in I-CARE. Click **Edit COVID Enrollment** to review form in I-CARE and to ensure all fields were populated correctly



The screenshot shows the I-CARE navigation menu with the following items: Site, Vaccines, COVID, VFC, Temp Logs, VIS, Employees, Campaigns (with a lock icon), Import (64,121), My Sites, and Registration (with a lock icon). Below the menu, the 'Select View:' section contains two buttons: 'COVID Enrollment' and 'Edit COVID Enrollment'. The 'Edit COVID Enrollment' button is highlighted with a red box.

- When you are ready to submit, change the status to **Requested** and hit **Save** at the bottom of the screen



The screenshot shows the I-CARE enrollment form with the following fields and buttons:

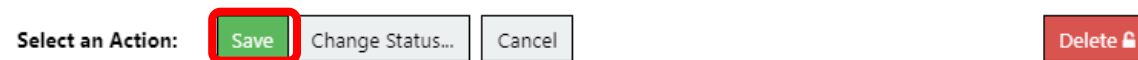
- Select an Action:** Save, Change Status... (highlighted with a red box), Cancel, Delete (with a lock icon)
- Enroll Status Date:** 11/16/2020 11:18 AM
- Enroll Status:** Draft
- New Status:** Requested (highlighted with a red box)
- Add Comment:** (text area)
- Select an Action:** Save (highlighted with a red box), Cancel

At the bottom of the form, it says: "Your name and the current date/time will be automatically included"

★ COVID-19 Provider Enrollment in I-CARE

Option 2 – Add COVID Enrollment

- If you wish to manually input the enrollment form fields into I-CARE, you can select **Add COVID Enrollment** instead of uploading the completed PDF
- Clicking this button allows you to view and input the enrollment form fields directly in I-CARE. Take care as some fields auto-populate with site specific I-CARE data and may need to be changed for COVID-19 vaccine (organization address, shipping address, vaccine coordinator, etc.)
- Complete all fields and then hit **Save** at the bottom of the screen



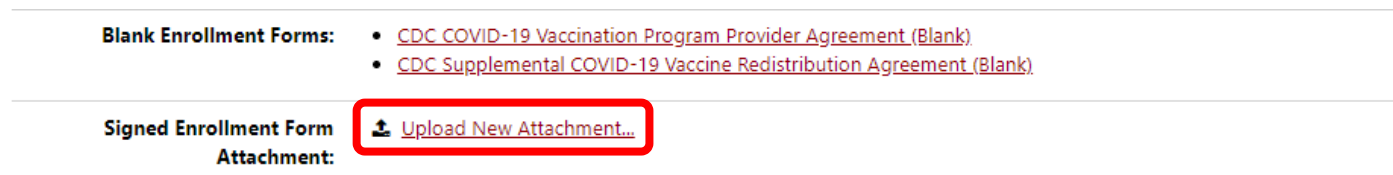
★ COVID-19 Provider Enrollment in I-CARE

Option 2 – Add COVID Enrollment

- Select “Print Enrollment” button at top of the screen



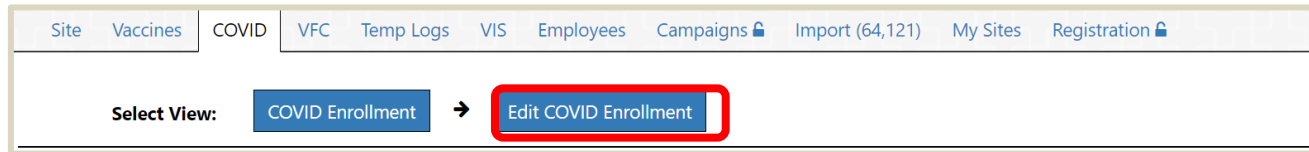
- Save the completed form and obtain signatures from the CMO, CEO and med director/pharmacist/vaccine coordinator
- Once all signature are obtained, click **Upload New Attachment** and upload the signed Provider Agreement



★ COVID-19 Provider Enrollment in I-CARE

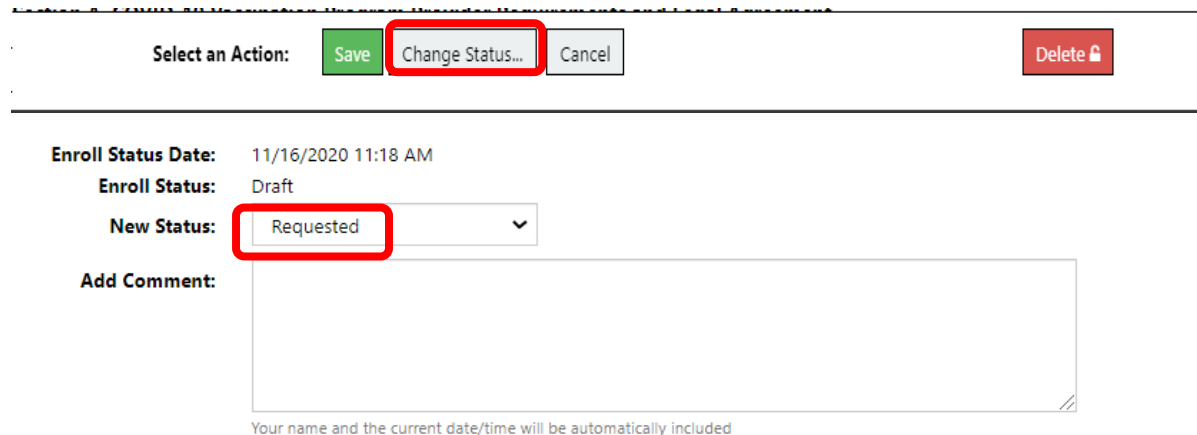
Option 2 – Add COVID Enrollment

- Click **Edit COVID Enrollment** to review form in I-CARE




The screenshot shows the I-CARE navigation menu with the following items: Site, Vaccines, COVID, VFC, Temp Logs, VIS, Employees, Campaigns (with a lock icon), Import (64,121), My Sites, and Registration (with a lock icon). Below the menu, there is a 'Select View:' section with two buttons: 'COVID Enrollment' and 'Edit COVID Enrollment'. The 'Edit COVID Enrollment' button is highlighted with a red rectangular box.

- When you are ready to submit, change the status to **Requested** and hit **Save** at the bottom of the screen



The screenshot shows the bottom of the I-CARE form. At the top, there is a 'Select an Action:' section with three buttons: 'Save' (green), 'Change Status...' (highlighted with a red box), and 'Cancel' (grey). To the right of these buttons is a 'Delete' button with a lock icon. Below this section, the form displays the following information: 'Enroll Status Date: 11/16/2020 11:18 AM', 'Enroll Status: Draft', and 'New Status: Requested' (the dropdown menu is highlighted with a red box). Below the 'New Status' dropdown is an 'Add Comment:' text area. At the bottom of the page, there is a small note: 'Your name and the current date/time will be automatically included'.



The screenshot shows the bottom of the I-CARE form with the 'Select an Action:' section. It contains two buttons: 'Save' (green, highlighted with a red box) and 'Cancel' (grey).

COVID-19 Provider Enrollment in I-CARE

- CPDH will review enrollment materials
- Notification of enrollment form status changes will be emailed to the primary vaccine coordinator and back-up vaccine coordinator listed on the COVID-19 Provider Agreement as well as the person requesting the status change in I-CARE
 - Requested = Provider has submitted for CDPH to review
 - Completed = Enrollment has been completed and no further action is needed



I-CARE Questions

- FQHC not enrolled in I-CARE?
- Unsure about who in your facility has access to I-CARE
- Send an email to COVID19Vaccine@cityofchicago.org

★ Staff Vaccination Inquiry Survey

- Vaccination of healthcare personnel not associated with a hospital or health system

Outpatient clinics	Dental clinics
Homecare staff	Mortuary services/funeral home staff
Dialysis centers	Urgent care facilities
Independent pharmacies	

- Complete the staff vaccination inquiry survey
 - <https://redcap.link/StaffVaccinationSurvey>
- CDPH will follow-up to provide vaccination options for staff

★ Emergency Preparedness Reminders

- Slide Deck from Chicago HCC meeting 11/17/2020
- https://chscpr-media.s3.us-east-2.amazonaws.com/wp-content/uploads/2020/11/19104910/Final_All-Partners-Meeting_2020.11.17.pdf
- PPE
- Changes to EMResource

★ Additional Reminders

- IDPH and CDPH Webinar Monday 3pm-4pm -changes to EMResource Definitions (via SIREN alert)
- Enhanced Bed Availability and COVID reporting
- To order lab supplies, use IDPH lab requisition
- If you have recently obtained an ultra cold freezer please notify COVID19Vaccine@cityofchicago.org

Questions?



[Chicago.gov/Health](https://www.chicago.gov/Health)



HealthyChicago@cityofchicago.org



[@ChicagoPublicHealth](https://www.facebook.com/ChicagoPublicHealth)



[@ChiPublicHealth](https://twitter.com/ChiPublicHealth)