



ILLINOIS DEPARTMENT OF PUBLIC HEALTH

IDPH

PROTECTING HEALTH, IMPROVING LIVES

Tuberculosis in Illinois Updates, 2018

Janette Candido

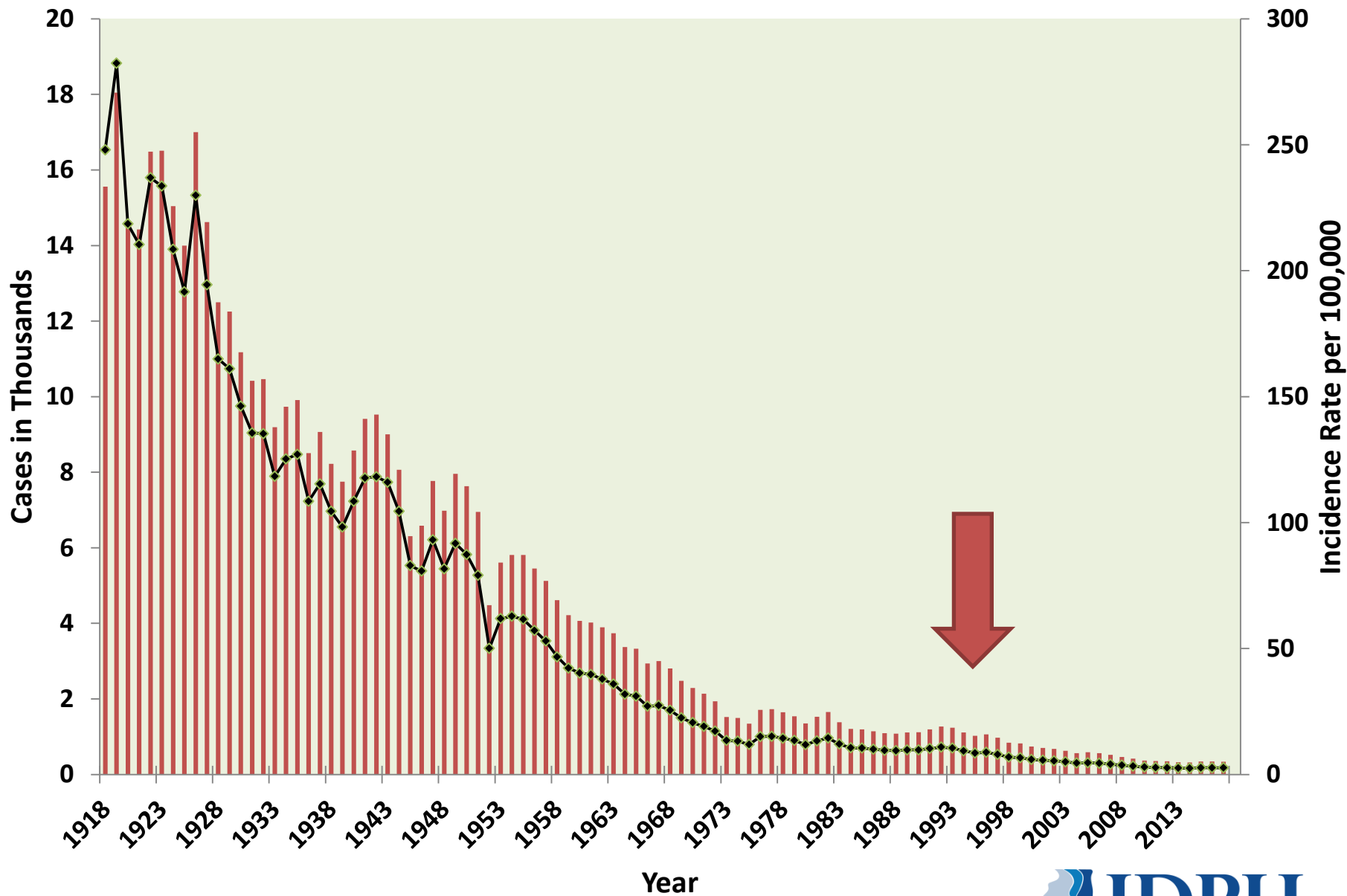
Program Manager

Illinois Department of Public Health

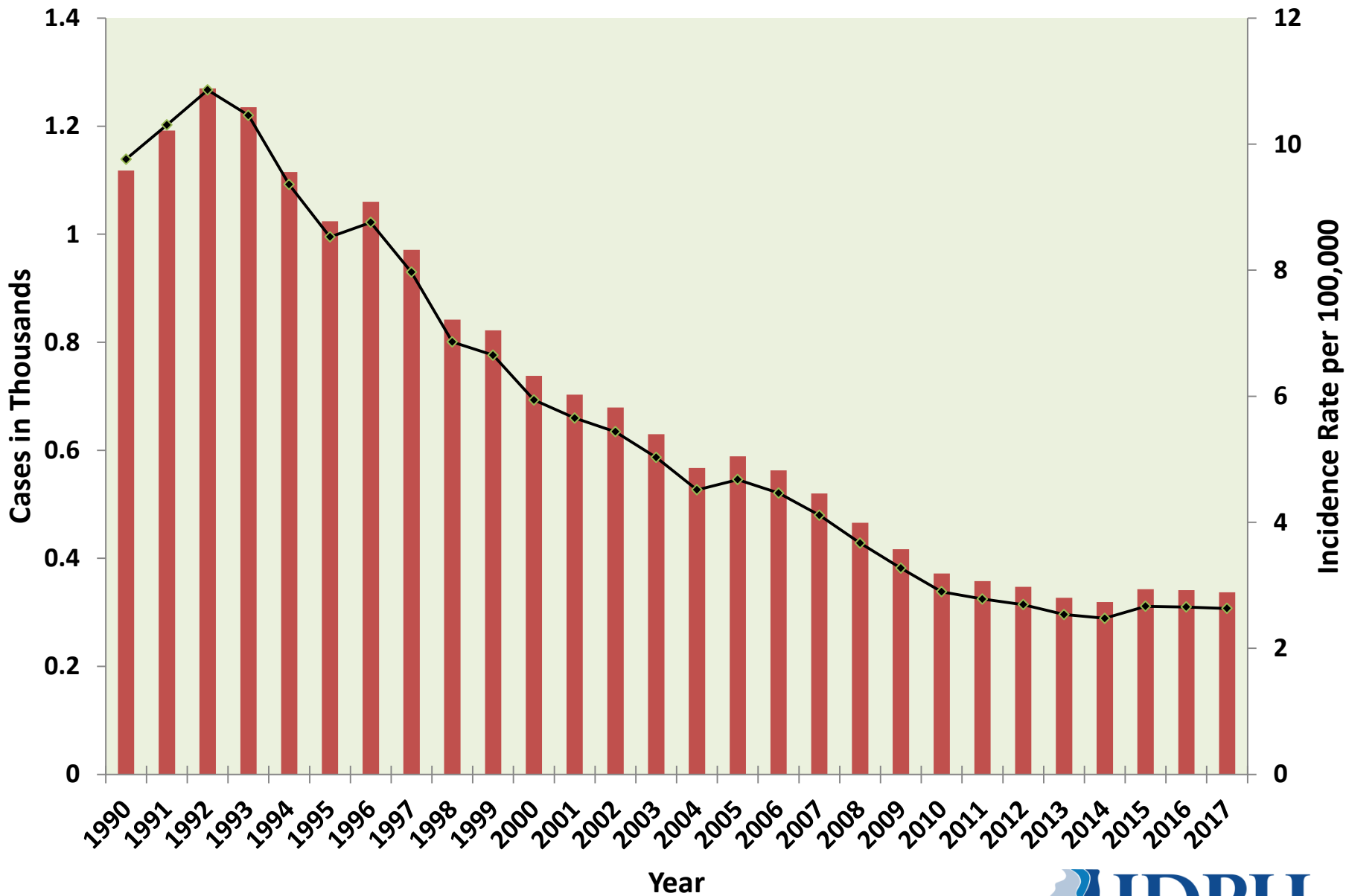
Tuberculosis Control Program

World TB Day 2018

Reported TB Case Count and Incidence Rates in Illinois, 1918-2017



Reported TB Case Count and Incidence Rates in Illinois, 1993-2017



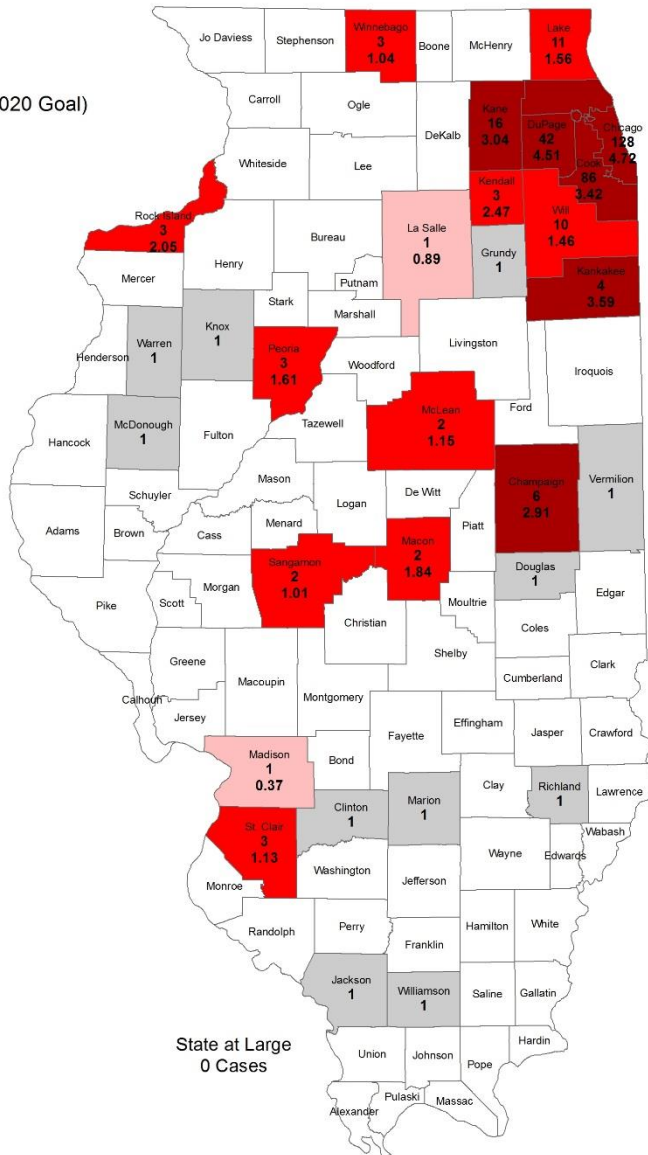
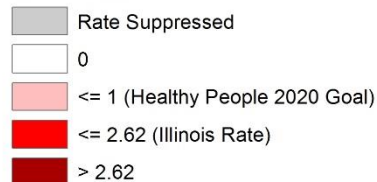
TB Morbidity Illinois, 2012–2017

Year	No.	Rate*
2012	347	2.7
2013	327	2.5
2014	320	2.5
2015	343	2.7
2016	342	2.7
2017	337	2.6

*Cases per 100,000 population

Illinois Tuberculosis Case Rates per 100,000 Population 2017

2017 Rates



Total number of cases: 337

**Cases in Chicago: 128,
39% of cases**

**Cases outside of Chicago:
209, 62% of cases**

**Cases in Cook County:
86, 26% of IL cases**

**Cases outside of Cook
County: 128, 36%**

United States
Total Cases: *
Rate: *

From: MMWR Vol. * No. *

Illinois (including Chicago)
Total Cases: 337
Population: 12,851,684
Rate: 2.62

Illinois (outside Chicago)
Total Cases: 209
Population: 10,137,667
Rate: 2.06

City of Chicago
Total Cases: 128
Population: 2,714,017
Rate: 4.72

Suburban Cook County
Total Cases: 86
Population: 2,513,558
Rate: 3.42

Illinois (outside Cook County)
Total Cases: 123
Population: 7,624,109
Rate: 1.61

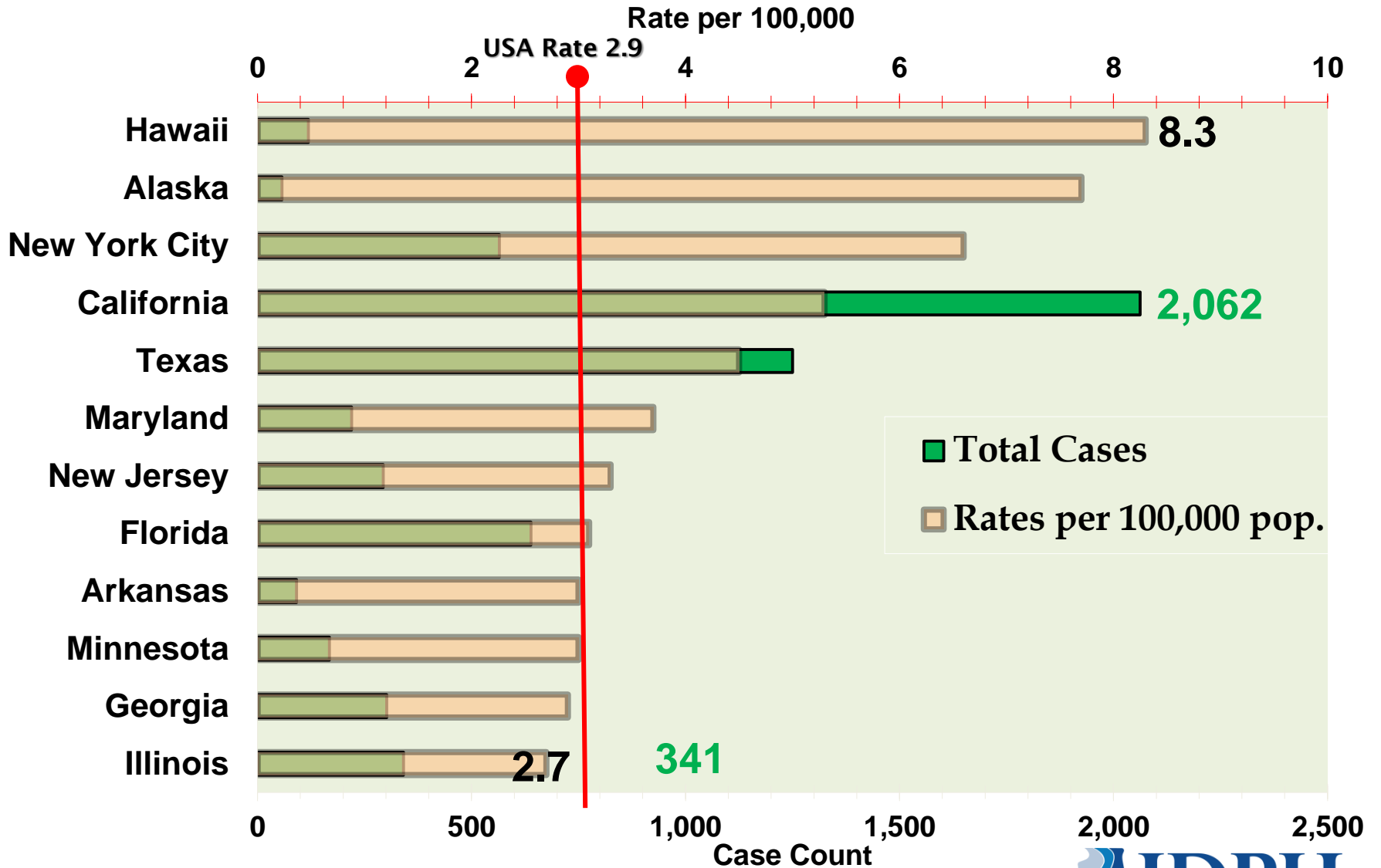
Source for population data:
U.S. Census Bureau, 2012-2016
American Community Survey
5-Year Estimates.

Rates are suppressed for areas
with a population < 100,000.

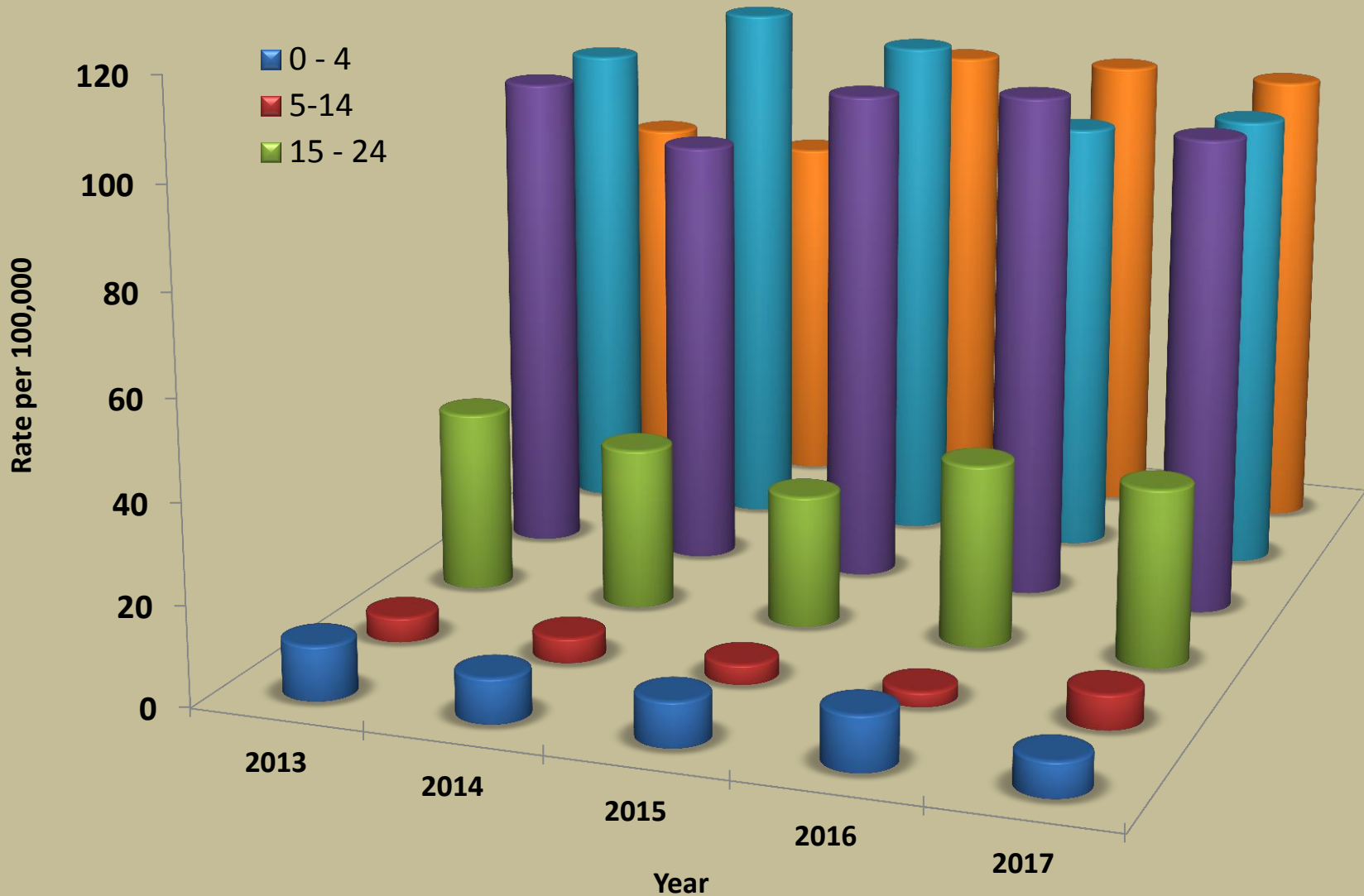
Illinois case counts as of 7 February, 2018; are still subject to change/review.
* National figures are unavailable until World TB Day, 24 March 2018.



Top US States TB Ranking, 2016

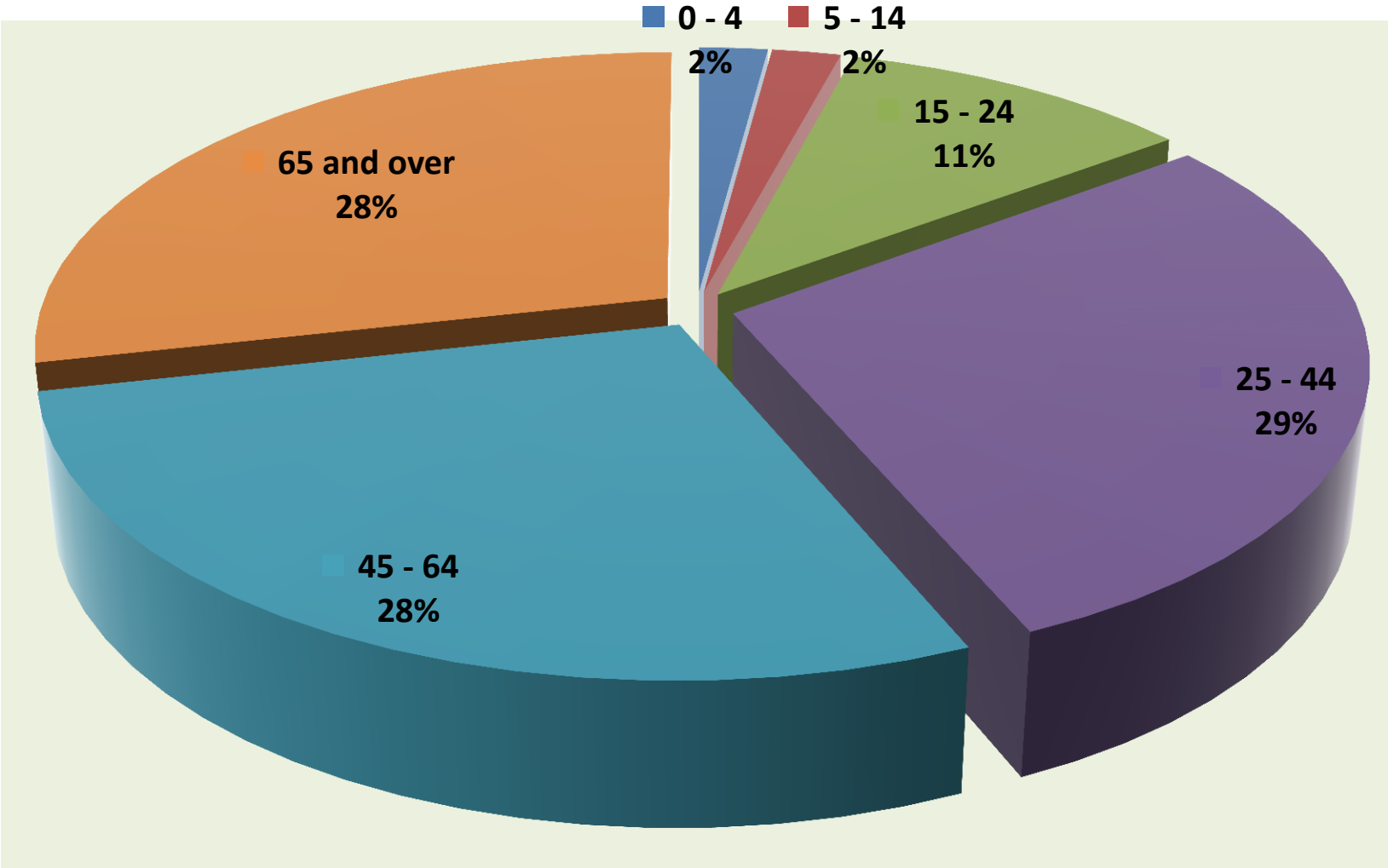


TB Case Rate* by Age Group Illinois, 2013-2017

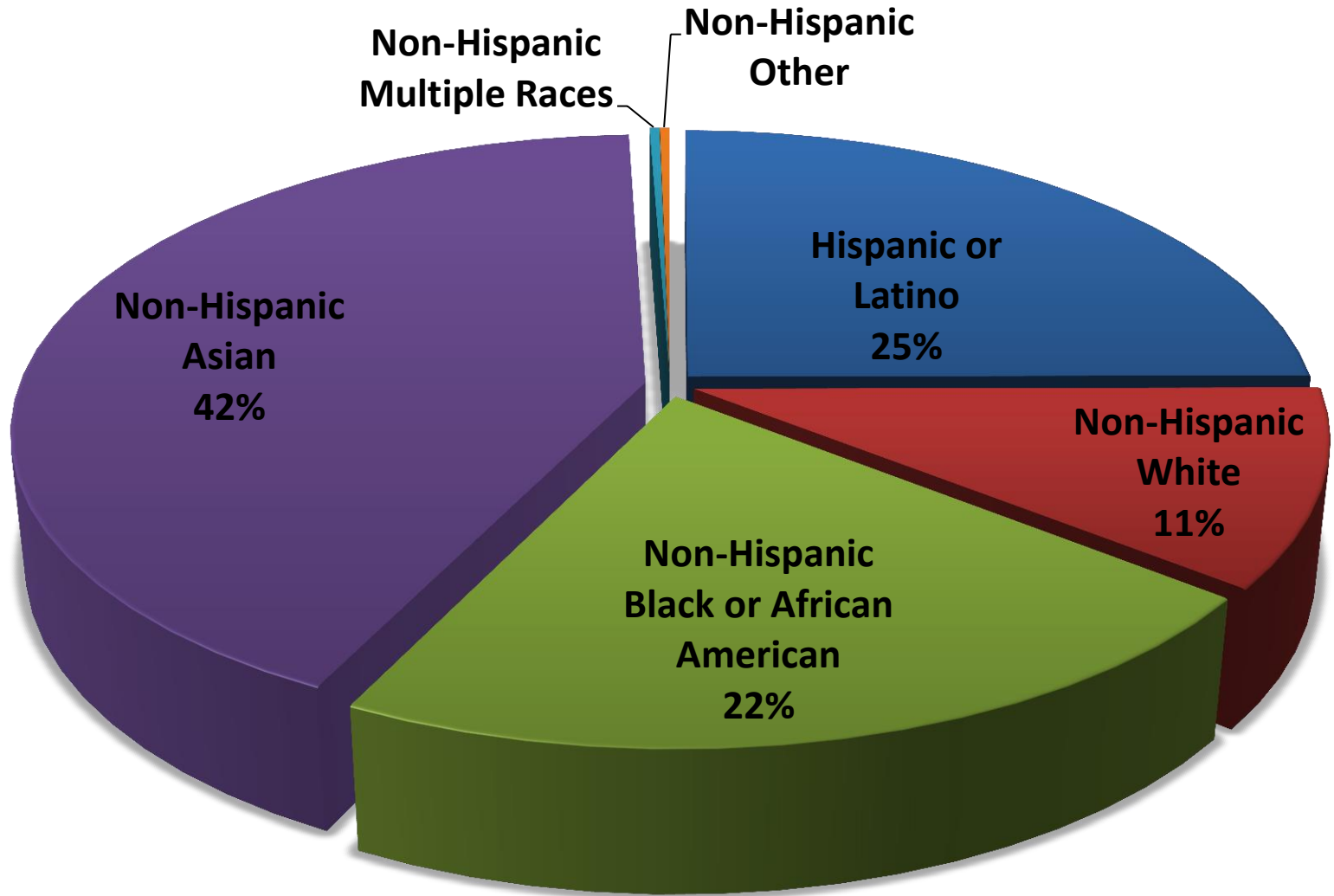


* Base on 2010 census population.

Reported TB Cases by Age Group, Illinois, 2017

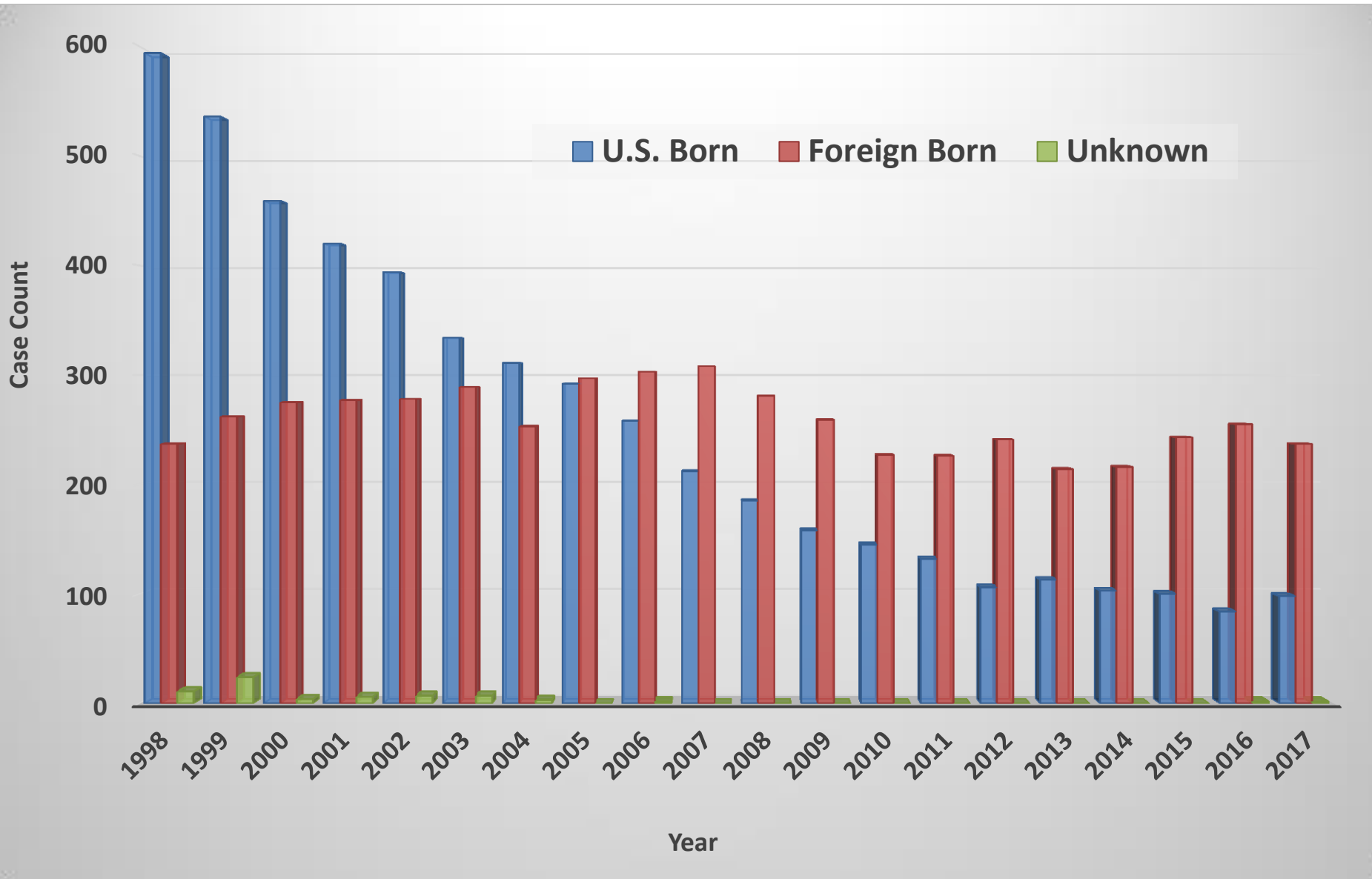


Reported TB Cases by Race/Ethnicity Illinois, 2017

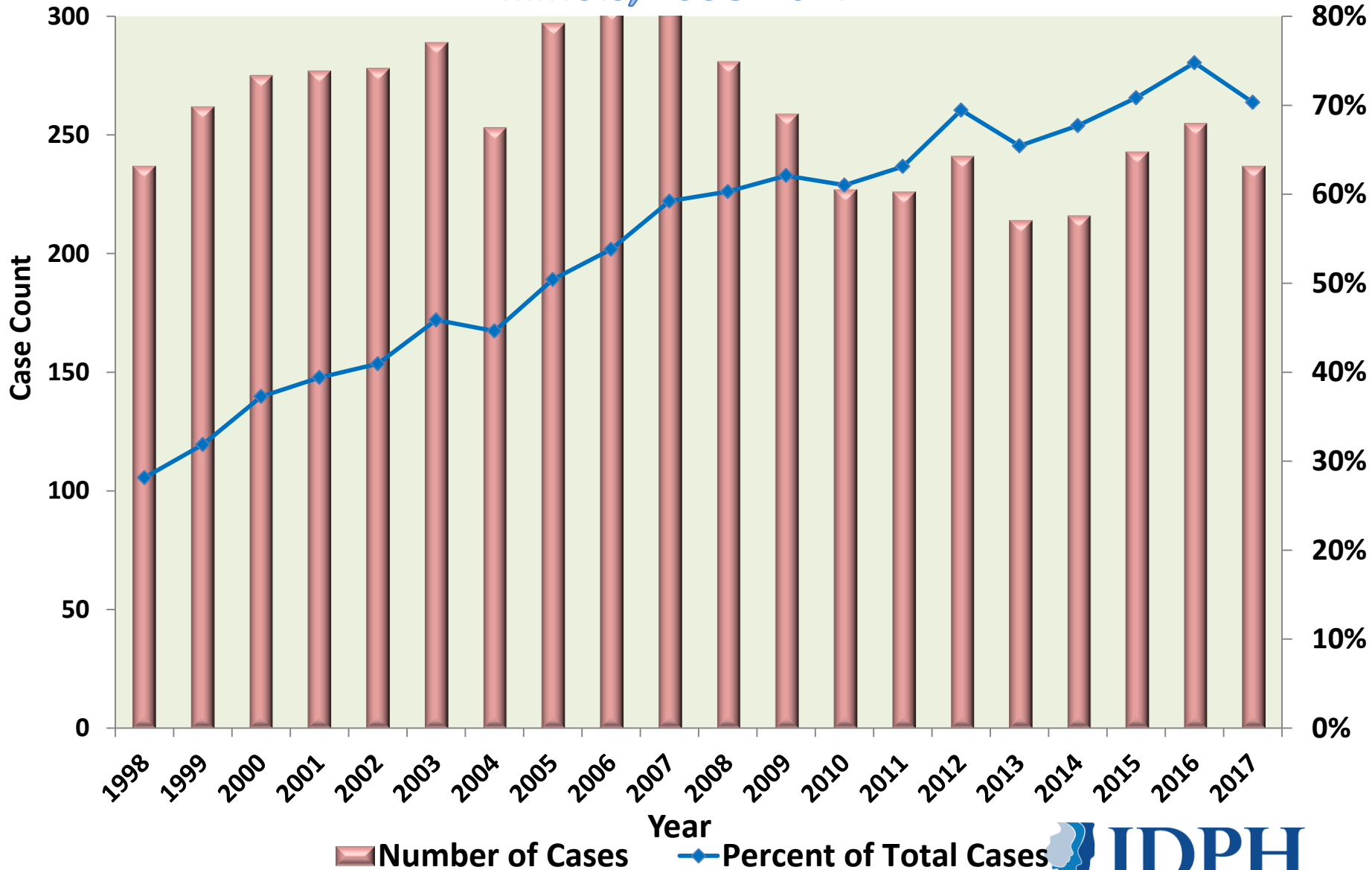


*NH: Non-Hispanic

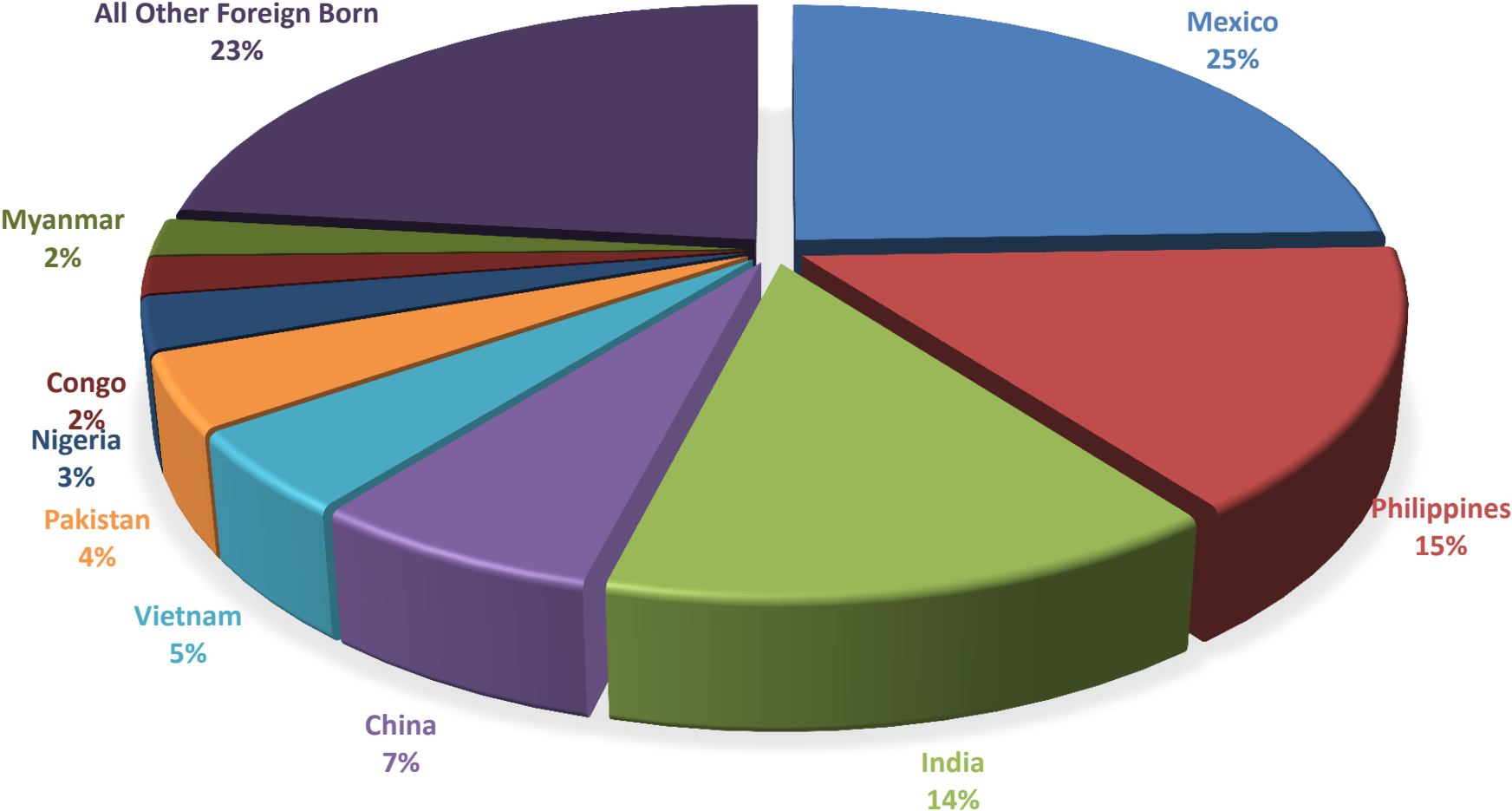
Number of TB Cases in US-born vs. Foreign-born Persons, Illinois, 1998-2017



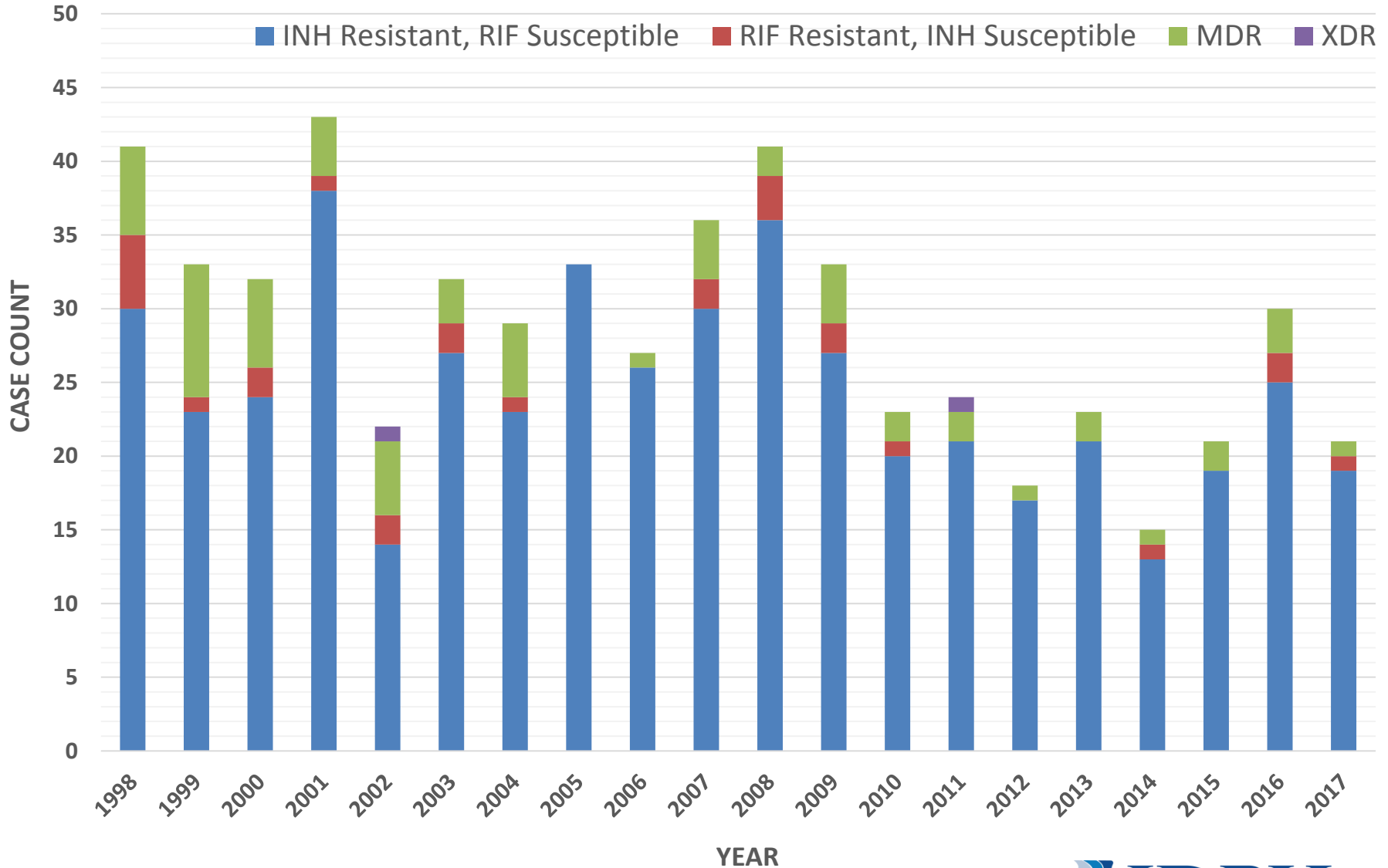
Number of TB Cases US-born vs. Foreign-born Persons, Illinois, 1998-2017



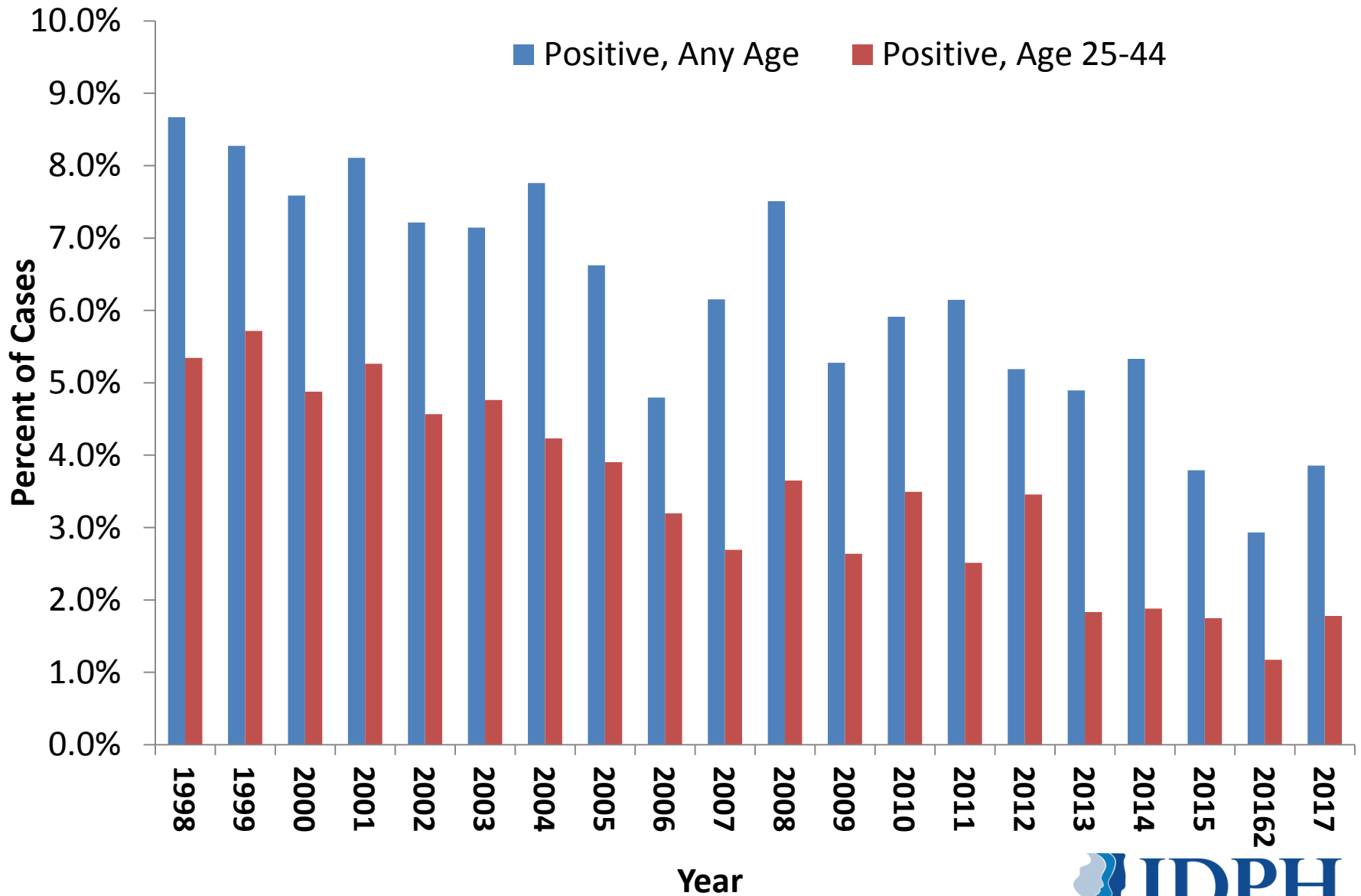
Countries of Birth of Foreign-born Persons Reported with TB, Illinois, 2017



Primary Anti-TB Drug Resistance, Illinois, 1998-2017



TB Cases, HIV/AIDS Co-Infection, Illinois, 1998-2017



National Tuberculosis Indicator Project (NTIP)

Completion of Treatment

Illinois	2015	2016	Target	National 2015
Total Cases	343	341		
Eligible Cases	288	273		
Complete Ever	98.6%	96.7%	93.0%	94.7%%
Complete in a year	94.8%	91.2%		88.7%

Illinois, outside Chicago	2015	2016	Target	National
Total Cases	219	206		
Eligible Cases	187	172		
Complete Ever	99.5%	96.5%	93.0%	94.7%%
Complete in a year	94.7%	91.9%		88.7%

National Tuberculosis Indicator Project (NTIP)

Contact Investigation

Illinois	2015	2016	Target	National 2015
Sputum Smear (+) Cases	103	100		
Contact Elicitation	98.1%	94.0%	100.0%	93.9%
Contact Examination	86.4%	79.0%	93.0%	79.5%
LTBI Treatment Initiation	86.3%	80.1%	91.0%	72.6%
LTBI Treatment Completion	76.1%	78.6%	81.0%	75.3%

Illinois, outside Chicago	2015	2016	Target	National
Sputum Smear (+) Cases	59	43		
Contact Elicitation	100%	95.3%	100.0%	93.9%
Contact Examination	90.0%	89.1%	93.0%	79.5%
LTBI Treatment Initiation	82.2%	89.0%	91.0%	72.6%
LTBI Treatment Completion	83.3%	78.1%	81.0%	75.3%

National Tuberculosis Indicator Project (NTIP)

Treatment Initiation

Illinois	2016	2017	Target	National 2015
Total Cases	341	337		
Sputum Smear (+) Cases	100	115		
Treatment Initiation	90.0%	86.1%	97.0%	95.2%

Illinois, outside Chicago	2016	2017	Target	National
Total Cases	206	209		
Sputum Smear (+) Cases	43	64		
Treatment Initiation	86.0%	82.8%	97.0%	95.2%

National Tuberculosis Indicator Project (NTIP)

Sputum Culture Conversion

Illinois	2016	2017	Target	National 2015
Total Cases	341	337		
Eligible Cases	156	147		
Culture Conversion	46.8%	40.8%	73.0%	61.5%

Illinois, outside Chicago	2016	2017	Target	National
Total Cases	206	209		
Eligible Cases	75	75		
Culture Conversion	37.3%	25.3%	73.0%	61.5%

National Tuberculosis Indicator Project (NTIP)

Recommended Initial Therapy

Illinois	2016	2017	Target	National 2015
Total Cases	341	337		
Eligible Cases	328	326		
Recommended Therapy	80.9%	83.1%	97.0%	93.0%

Illinois, outside Chicago	2016	2017	Target	National
Total Cases	206	209		
Eligible Cases	198	202		
Recommended Therapy	79.6%	82.8%	97.0%	93.0%

National Tuberculosis Indicator Project (NTIP)

Universal Genotyping

Illinois	2016	2017	Target	National 2015
Total Cases	341	337		
Eligible Cases	255	250		
Universal Genotyping	95.7%	90.8%	100%	97.1%

Illinois, outside Chicago	2016	2017	Target	National
Total Cases	206	209		
Eligible Cases	140	144		
Universal Genotyping	92.9%	90.3%	100%	97.1%

National Tuberculosis Indicator Project (NTIP)

Known HIV Status

Illinois	2016	2017	Target	National 2015
Total Cases	341	337		
Eligible Cases	328	326		
Known HIV Status	92.4%	90.2%	98.0%	90.3%

Illinois, outside Chicago	2016	2017	Target	National
Total Cases	206	209		
Eligible Cases	198	202		
Known HIV Status	96.0%	96.0%	98.0%	90.3%

National Tuberculosis Indicator Project (NTIP)

Sputum Culture Result Reported

Illinois	2016	2017	Target	National 2015
Total Cases	341	337		
Eligible Cases	255	251		
Respiratory Culture Reported	87.8%	84.5%	98.0%	93.5%

Illinois, outside Chicago	2016	2017	Target	National
Total Cases	206	209		
Eligible Cases	151	155		
Respiratory Culture Reported	84.1%	81.9%	98.0%	93.5%

National Tuberculosis Indicator Project (NTIP) Examination of Immigrants and Refugees

Illinois	2015	2016	Target	National 2015
Examination Initiation	59.1%	62.3%	84.0%	45.5%
Examination Completion	60.4%	58.8%	76.0%	41.4%
LTBI Treatment Initiation	79.6%	77.8%	93.0%	67.3%
LTBI Treatment Completion	75.7%	72.7%	83.0%	64.0%

Illinois, outside Chicago	2015	2016	Target	National
Contact Elicitation	56.7%	58.1%	84.0%	45.5%
Contact Examination	63.2%	62.2%	76.0%	41.4%
LTBI Treatment Initiation	79.6%	78.1%	93.0%	67.3%
LTBI Treatment Completion	74.4%	66.0%	83.0%	64.0%



ILLINOIS DEPARTMENT OF PUBLIC HEALTH

IDPH

PROTECTING HEALTH, IMPROVING LIVES

THANK YOU

JANETTE.CANDIDO@ILLINOIS.GOV

217-785-5371