

VFC400

Software Download and Setup



VFC400

Software Download and Setup

Please note:

If you have an older version of “LogTag Analyzer” or “Control Solutions VTMC”. They will need to be uninstalled before updating to the newest version. **No temperature data will be deleted during the removal of any LogTag software.**



Software Download and Set-Up



SOFTWARE DOWNLOADS

VFC 400 SOFTWARE (VTMC)

****NEW**** [Control Solutions VTMC Software, Version 2.9 revision 5 \(Click to download\)](#) ****NEW****

LOGTAG SOFTWARE (VTMC)

****NEW**** [Control Solutions VTMC Software, Version 2.9 revision 5 \(Click to download\)](#) ****NEW****

Visit our website
vfcdataloggers.com
And choose Software Downloads

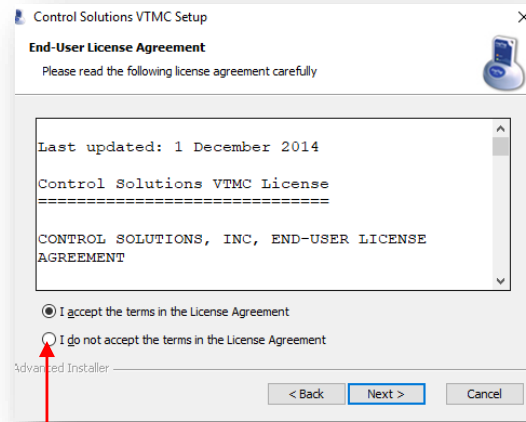
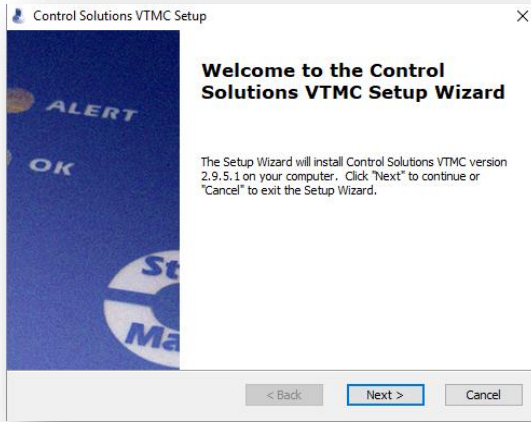
Download the most current software

After clicking the software link your download will begin immediately

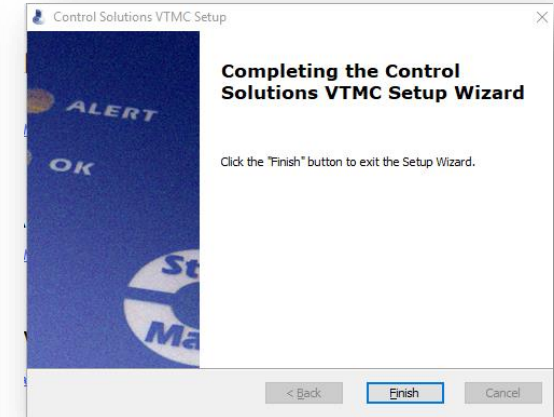
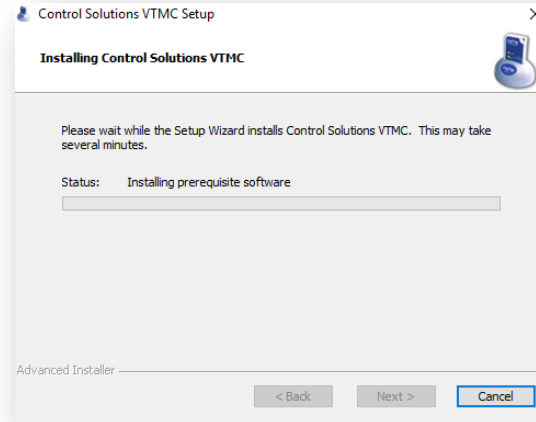
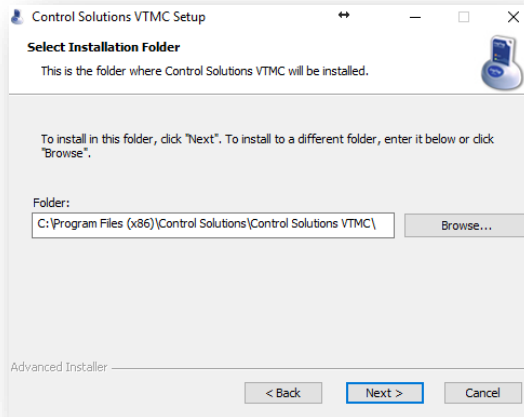
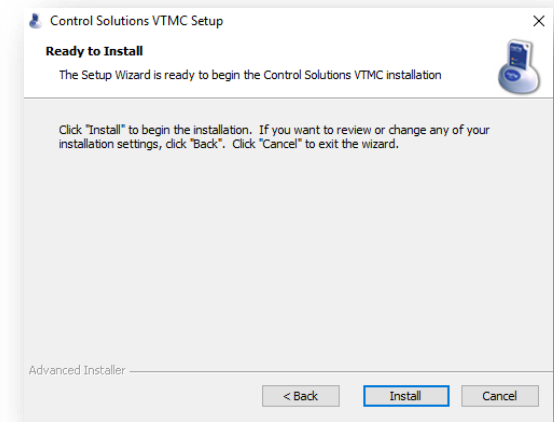
Click on the download in progress to prompt the install wizard to open when download has completed



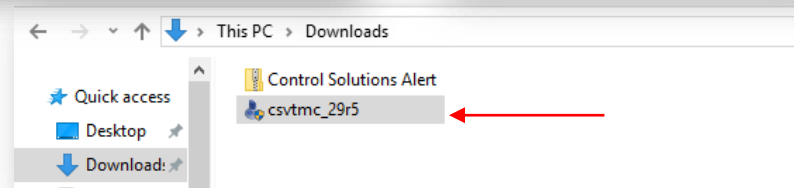
The following steps will appear; advance through the installation process.



Accept the user agreement



If the install wizard does not appear automatically after download navigate to your downloads folder and choose the newly downloaded file by double clicking



Desktop Icon

After successful software download and installation you will have a Control Solutions icon on your desktop

